

RCBC Plaza,  
Leading you  
to a  
Greener  
Environment



Tenants Coordination Meeting  
22 August 2016



# TENANTS' SURVEYS

Jonah C. Ramirez

RCBC Plaza Tenant Relations Manager

# TENANTS SURVEYS

Alternative Commuting Transportation

Worth a maximum of  
15 LEED Credit Points

Tenants Comfort Survey

1 LEED Credit Point



# TENANTS SURVEYS

Target:  
**66 LEED points**



Tenants Surveys = up to 16 points  
**24% of total Target**



## Tenants Comfort Survey – November 2016

### **LEED Requirement: document RCBC Plaza Tenants' comfort level**

- Thermal conditions (Current and Seasonal)
- Acoustical conditions in your space
- Lighting conditions in your space
- Air quality in your space
- Cleanliness / maintenance in your space and the general building



## Tenants Comfort Survey – November 2016

**LEED Requirement: document RCBC Plaza Tenants' comfort level**

**Response rate:  
at least 30%  
of the Building Population**



# Alternative Commuting Transportation Survey

At least 10% fewer conventional commuting trips than the LEED Baseline

**LEED Baseline:** All occupants drive alone in a conventional vehicle to and from the Building each day of the week.



Source: [wiredstate.com](http://wiredstate.com) - redline\_xp

# Alternative Commuting Transportation Survey

Population Survey:  
16,000 employees in RCBC Plaza



**100%**  
participation



# Alternative Commuting Transportation Survey



**Target:**  
**80%**

**Or at least 13,000  
Employees who are  
making use of alternative  
mode of transportation**



# Alternative Commuting Transportation Survey

**Survey Period:**

**October 17 to 21, 2016**

**Collection of Responses:**

**October 21 to 30, 2016**



# Alternative Commuting Transportation Survey

Let's do it together!

<https://www.surveymonkey.com/r/Group1Sample>



# Group 1 Sample - Average Vehicle Ridership Survey Form

## 1. Welcome to RCBC Plaza's Vehicle Ridership Survey

---

As part of our effort to earn LEED certification for RCBC Plaza, we are seeking your input to assess the current commuting habits of employees at RCBC Plaza and to evaluate awareness with regard to various forms of alternative transportation. Please fill out the survey form below. Thank you in advance for your cooperation and assistance with this program.



Next

# Group 1 Sample - Average Vehicle Ridership Survey Form

## 2. Responder Information

---

Before we begin, please fill in the required information below to validate your employment in RCBC Plaza.

### \* 1. Company Name

### \* 2. Office Address (Floor / Tower)

	Floor	Tower
Location	<input type="text" value="24"/>	<input type="text" value="Yuchengco Tower (I)"/>

\* **3. Full Name (Last Name, First Name, M.I.)**

Dela Cruz, Juan A.

\* **4. Designation**

Administrative Assistant

**5. Work Email Address**

juanadelacruz@rcbcplaza.com.ph

\* **6. Please input your work schedule for the survey period August 15 to 19, 2016**

	Time In	a.m. / p.m.	Time Out	a.m. / p.m.	Other
Monday - August 15	8:30	a.m.	5:30	p.m.	
Tuesday - August 16	8:30	a.m.	5:30	p.m.	Day Off Sick Leave Vacation Leave Off Site/Field Work Compressed Work Week
Wednesday - August 17	8:30	a.m.	5:30	p.m.	
Thursday - August 18	8:30	a.m.	5:30	p.m.	
Friday - August 19	8:30	a.m.	5:30	p.m.	


# Group 1 Sample - Average Vehicle Ridership Survey Form

## 3. Home Location

---

Identify where you live or come from as you report for work in ROBC Plaza for the survey period August 15 to 19, 2016.

### \* 7. I live in the following City

Las Pinas 

Other (please specify if not among the choices above)



Prev

Next

# Group 1 Sample - Average Vehicle Ridership Survey Form

## 4. Commute Distance

---

Identify your average one-way commute distance from your Home to RCBC Plaza. You may use online distance calculators such as <http://www.distancecalculator.net/> for calculating distance between your Home and RCBC Plaza.

\* **8. My average one-way commute distance in kilometers is:**



Prev

Next

# Group 1 Sample - Average Vehicle Ridership Survey Form

## 5. Mode of Transportation

---

Please indicate the method of transportation you used to get to work each day during the week of August 15 to 19, 2016. If you used more than one mode of transportation, please indicate the mode used for the longest distance during your commute trip (i.e. if you took a bus for 10 kilometers, and walked 1 kilometer, indicate that you used Public Transit).

### \* 9. How did you get to RCBC Plaza?

Transportation Method

Monday - August 15

Tuesday - August 16



\* 9. How did you get to RCBC Plaza?

Transportation Method

Monday - August 15

Carpool

Tuesday - August 16

Drove Alone

Carpool

Public Transit (Bus, Train, UV Express)

Taxi Service (Uber, Grab, etc)

Wednesday - August 17

Jeepney

Company Shuttle

Vanpool

Bicycle

Thursday - August 18

Walk

Telecommute (Work from Home)

Compressed Workweek


Friday - August 19

N/A

Other

Carpool

Other (please specify)



# Group 1 Sample - Average Vehicle Ridership Survey Form

## 6. Driving to Work

---

**10. If you drive a car to work, please indicate the make, model, and year of your vehicle below: Otherwise, please proceed to next page.**

Make

Model

Year

**11. Please indicate whether your vehicle uses any of the following alternative fuels**

# Group 1 Sample - Average Vehicle Ridership Survey Form

## 7. Carpooling or Vanpooling

---

12. If you carpool or vanpool, please indicate the total number of people typically commuting with you; Otherwise, please proceed to next page.

1

2

3

4

5

6

# Group 1 Sample - Average Vehicle Ridership Survey Form


## 8. Travelling Home

---

\* 13. Did you travel home using the same mode of transportation used to get to work?

Yes

No



Prev

Next

## 9. Travelling Home

---

- \* 14. If no, please choose mode of transportation used to get home from work, or briefly explain on the space provided below.

Transportation Method

Monday - August 15

Tuesday - August 16

Wednesday - August 17

Thursday - August 18

Friday - August 19

# Group 1 Sample - Average Vehicle Ridership Survey Form

## 9. Commuting Pattern

---

**14. Does your typical commuting pattern change significantly depending on the time of the year?**

- No
- Yes (if so, please specify in the field below e.g. bike in the summer instead of bus)



Prev

Next

# Group 1 Sample - Average Vehicle Ridership Survey Form

## 10. End of Survey

---

This is the end of the survey. Thank you for your time and cooperation.



Prev

Done

RCBC Plaza,  
Leading you  
to a  
Greener  
Environment



**Thank you and we look forward  
to your full support and participation!**